

## Federal Voting Intentions



### Report

For commentary on this poll, contact:  
Montreal : Danielle St-Onge 514 982-2464  
Toronto : Dave Scholz 416 815-0330  
Edmonton : Janet Brown 780 423-0708



## Table of Contents

---

Results .....	3
1. The Liberals lead by 16 points .....	3
2. More than one Canadian out of two remains dissatisfied with the Martin Government ...	5
3. Paul Martin's popularity rating is good despite sponsorships .....	5
3. Paul Martin's popularity rating is good despite sponsorships .....	6
4. Ralph Klein and Jean Charest the most popular provincial premiers .....	7
5. Canadians less concerned with the Gomery commission .....	8
6. Opinions divided on hasty government defeat .....	8
7. Voters want to go to the polls this spring .....	9
2. Methodology .....	10
3. Questionnaire .....	11

## Results






### 1. The Liberals lead by 16 points

The Liberal Party of Canada garners 40% of voting intentions, which represents a 16-point lead over the Conservative Party at 24%. The NDP obtains 15% of public favour among surveyed voters.

The effect of the sponsorship scandal seems to be waning in the country with the LPC showing strong gains in the Prairies (10 points), in Alberta (16 points) and in British Columbia (14 points). Gains in Québec, however, are guarded (only 6 points), the LPC still remains far behind the Bloc Québécois with 51% of voters.

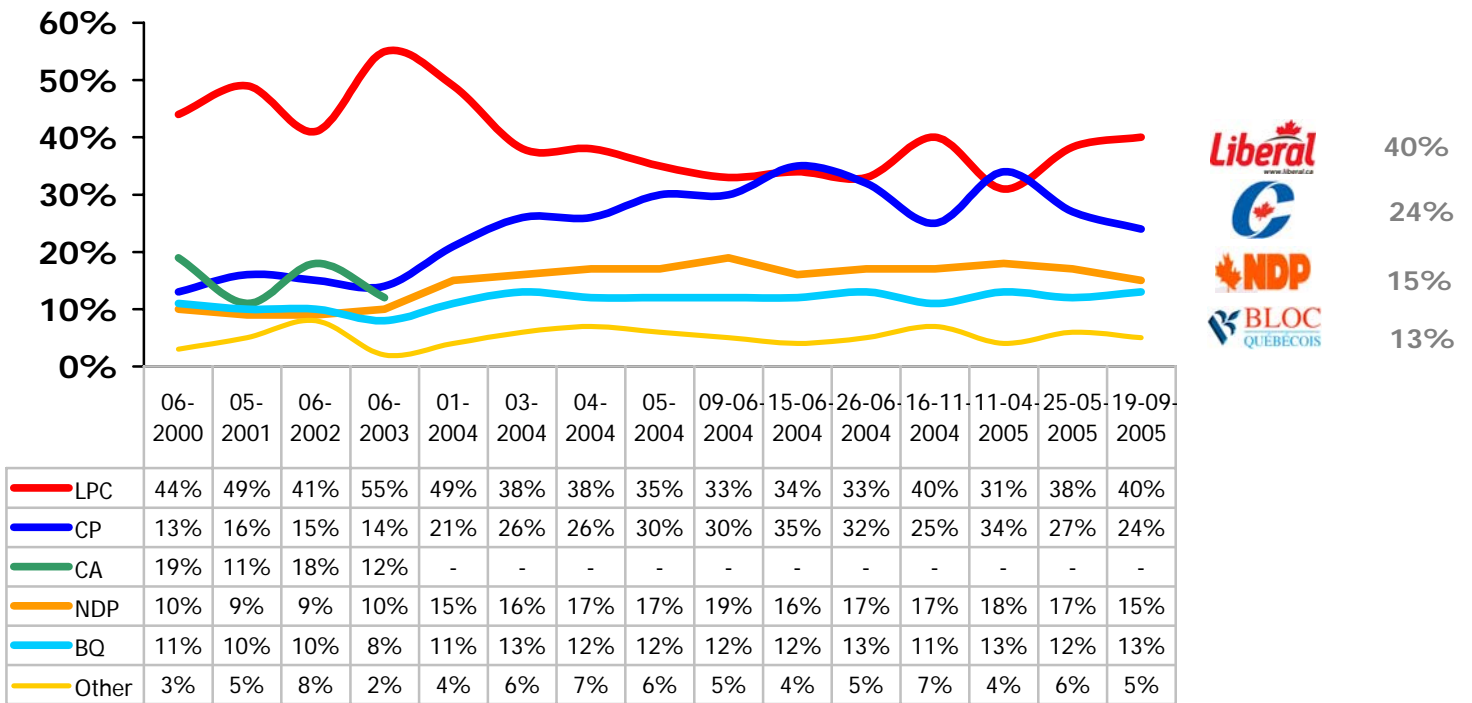
**Table 1 – FEDERAL VOTING INTENTIONS**





*Question: If FEDERAL elections were held today, which of the following political parties would you be most likely to vote for, would it be for ...? (If respondents did not have an opinion, the following question was asked): Even if you have not made up your mind, which political party would you be most likely to vote for?*

	Before distribution n=1500	After distribution n=1209	AP n=81	QC n=327	ONT n=470	PR n=100	AB n=108	BC n=123
	32%	40%	45%	29%	<b>46%</b>	39%	34%	46%
	20%	24%	25%	5%	27%	<b>34%</b>	<b>55%</b>	22%
	12%	15%	18%	7%	<b>19%</b>	22%	6%	<b>22%</b>
	10%	13%	-	<b>51%</b>	-	-	-	-
	4%	5%	0%	6%	5%	4%	4%	8%
<b>Other</b>	2%	3%	11%	1%	3%	1%	1%	2%
<b>Abstain/spoil ballot</b>	7%							
<b>Don't know</b>	9%							
<b>Refusal</b>	2%							

- Distribution of undecided voters was done proportionately to vote intentions.

### Evolution of Voting Intentions in Canada June 2000 - 30 August 2005



 40%  
 24%  
 15%  
 13%

## 2. More than one Canadian out of two remains dissatisfied with the Martin Government

In total, 53% of Canadians surveyed say they are dissatisfied with Paul Martin's Liberal government as opposed to 40% who say they are satisfied. The highest dissatisfaction rates are recorded in Québec (72%) and in Alberta (57%), while the highest satisfaction rates are recorded in the Atlantic provinces where the majority (52%) say they are satisfied with the Liberal government.

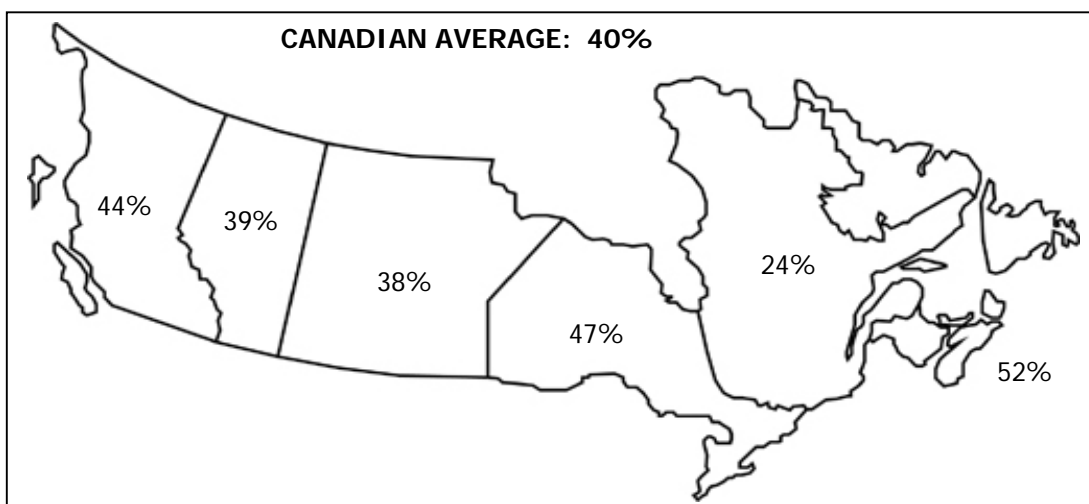
Moreover, it should be pointed out that while Ontario was among the most dissatisfied provinces (54%) at the beginning of the summer, satisfaction with the government reaches 47% today

**Table 2 – SATISFACTION WITH THE GOVERNMENT**

**Question:** Are you *VERY SATISFIED*, *SOMEWHAT SATISFIED*, *SOMEWHAT DISSATISFIED*, or *VERY DISSATISFIED* with the Liberal government led by Prime Minister Paul Martin?

(n=1500)	Total Population	AP	QC	ON	PR	AB	BC
Very satisfied	5%	<b>10%</b>	3%	6%	2%	4%	4%
Satisfied	35%	42%	21%	<b>41%</b>	36%	35%	40%
Dissatisfied	27%	25%	<b>38%</b>	21%	27%	30%	24%
Very dissatisfied	26%	17%	<b>34%</b>	24%	22%	27%	23%
Don't know/Refusal	7%	6%	4%	8%	13%	3%	9%
<b>TOTAL SATISFIED</b>	40%	<b>52%</b>	24%	47%	38%	39%	44%
<b>TOTAL DISSATISFIED</b>	53%	42%	<b>72%</b>	45%	49%	57%	47%

Satisfaction Rate per Canadian Region



### 3. Paul Martin’s popularity rating is good despite sponsorships

Prime Minister Paul Martin, badly scathed by the sponsorships scandal, is largely out of harm’s way when it comes to leader popularity. With 35% having a favourable opinion, Mr. Martin shares first position with Jack Layton (37%) among federal leaders, with the exception of Gilles Duceppe who, with 71% of public favour in Québec, crushes his opponents. On the other hand, with a meagre 26% Stephen Harper’s popularity has dropped significantly

**Table 3 – POPULARITY OF FEDERAL LEADERS**

**Question:** *Do you have a GOOD OPINION, a BAD OPINION or you DO NOT KNOW the following political personalities...*

(n=1500)	Good opinion	Bad opinion	Don't know / No opinion
<b>Paul Martin of the Liberal Party</b>	<b>35%</b>	<b>39%</b>	<b>25%</b>
<b>Stephen Harper of the Conservative Party</b>	<b>26%</b>	<b>35%</b>	<b>38%</b>
<b>Jack Layton of the NDP</b>	<b>37%</b>	<b>18%</b>	<b>45%</b>
<b>Gilles Duceppe of the Bloc Québécois*</b> <i>* In Québec only</i>	<b>71%</b>	<b>14%</b>	<b>16%</b>

#### 4. Ralph Klein and Jean Charest the most popular provincial premiers

Among provincial leaders and on a national scale, two of the provincial leaders obtain enviable popularity ratings. They are Ralph Klein, the premier of Alberta, and Jean Charest, the premier of Québec. Respectively 38% and 34% of Canadians have a positive opinion of Mr. Klein and Mr. Charest, scores comparable to the highest results obtained by federal leaders. From the perspective of their own electors, however, Ralph Klein is definitely the favourite with 55% having a favourable opinion in Alberta, as opposed to Jean Charest who only obtains 31% in Québec.

Bernard Lord in New Brunswick and Dalton McGuinty in Ontario also rank well and respectively obtain 23% and 22% of positive opinion in Canada.

Remarkably, awareness of provincial premiers on a national scale is very low. If a majority of Canadians know Ralph Klein and Jean Charest, the same cannot be said for the other leaders, with awareness rates varying between 42% (Dalton McGuinty) and 10% (Pat Binns).

**Table 4 – POPULARITY OF PROVINCIAL LEADERS**

Question: *Do you have a GOOD OPINION, a BAD OPINION or you DO NOT KNOW the following political personalities...*

(n=1500)	Good opinion	Bad opinion	Don't know / No opinion
Ralph Klein, Premier of Alberta	38%	21%	41%
Jean Charest, Premier of Québec	34%	27%	39%
Bernard Lord, Premier of NB	23%	3%	75%
Dalton McGuinty, Premier of Ontario	22%	20%	58%
Gordon Campbell, Premier of BC	21%	13%	66%
Gary Doer, Premier of Manitoba	17%	2%	80%
Danny Williams, Premier of NL	16%	6%	78%
John Hamm, Premier of NS	11%	3%	86%
Pat Binns, Premier of PEI	9%	1%	90%
Lorne Calvert, Premier of Saskatchewan	9%	3%	88%

Québec (n=400)	Good opinion	Bad opinion	Don't know / No opinion
Jean Charest, Premier of Québec	31%	64%	4%

Ontario (n=600)	Good opinion	Bad opinion	Don't know / No opinion
Dalton McGuinty, Premier of Ontario	34%	39%	26%

Alberta (n=125)	Good opinion	Bad opinion	Don't know / No opinion
Ralph Klein, Premier of Alberta	55%	34%	10%

British Columbia (n=150)	Good opinion	Bad opinion	Don't know / No opinion
Gordon Campbell, Premier of British Columbia	42%	43%	12%

## 5. Canadians less concerned with the Gomery commission

Summer tranquility seems to have given the Martin government a break. If the sponsorship scandal was almost front and centre when Parliament recessed for the spring, on the eve of parliament resuming in the fall, a third of Canadians (35%) say they are less concerned with the Gomery commission than they were last year as opposed to 21% who are even more so. The picture is slightly different in Québec where 30% of voters claim being even more concerned with Gomery, i.e., nine points above the national average.

Positive sign for the government: among Liberal voters, 52% believe it is now time to move on to other things.

**Table 5 – Concern with the Gomery commission**

**Question:** *Would you say that today you are as concerned, not concerned as much or more concerned with the Gomery commission on sponsorships as you were last year?*

(n=1500)	Total Population	AP	QC	ON	PR	AB	BC
As concerned	32%	26%	31%	33%	37%	28%	34%
Less concerned	35%	35%	36%	35%	32%	31%	36%
More concerned	21%	22%	<b>30%</b>	17%	15%	22%	15%
Don't know/Refusal	13%	18%	3%	15%	16%	18%	15%

## 6. Opinions divided on hasty government defeat

Overall, four Canadians out of ten say it would be inappropriate for the opposition to try and overthrow the government before judge Gomery publishes his report. Thus, 41% would be against motions from the opposition to defeat the minority Liberal government as early as this fall. Conversely, 45% would be in favour. Québec is the only province where a majority of voters are in favour of an early government defeat (61%).

**Table 6 – Opposition to defeat government**

**Question:** *If Opposition parties had the opportunity to defeat the minority Liberal government this fall, would you be in favour or not of this move?*

(n=1500)	Total Population	AP	QC	ON	PR	AB	BC
In favour	45%	46%	<b>61%</b>	37%	42%	49%	40%
Not in favour	41%	31%	37%	<b>47%</b>	43%	37%	48%
Don't know/Refusal	13%	18%	8%	16%	15%	14%	12%

## 7. Voters want to go to the polls this spring

A majority of Canadians (53%) want Paul Martin to keep his promise and call an election within 30 days of publication of the Gomery report. A third (33%) believe, however, that the Liberal government should wait longer before summoning them to the polls.

Only a minority of Liberal voters (43%) want elections this spring, as he announced. On the other hand, among Conservative Party and Bloc Québécois voters, 73% demand that elections be held within 30 days of the report being published.

**Table 7 – Elections 30 days after Gomery report published**

**Question:** *In your opinion, should Paul Martin call an election 30 days after the Gomery report is made public, as he had indicated, or would you prefer he calls an election at a later date?*

(n=1500)	Total Population	AP	QC	ON	PR	AB	BC
I would prefer an election 30 days after the Gomery Report	53%	43%	<b>59%</b>	50%	54%	61%	52%
I would prefer an election at a later date	33%	38%	34%	35%	31%	27%	30%
Don't know/Refusal	13%	19%	7%	16%	16%	12%	18%

	Total Population	Vote Intent			
		LPC	CPC	NDP	BQ
I would prefer an election 30 days after the Gomery Report	53%	43%	<b>73%</b>	57%	<b>73%</b>
I would prefer an election at a later date	33%	<b>49%</b>	19%	31%	25%
Don't know/Refusal	13%	8%	7%	11%	2%

## 2. Methodology

---

This study was conducted by Leger Marketing through telephone interviews among a representative sample of 1,500 English- or French-speaking Canadians, 18 years of age or older.

The interviews were conducted from our Montreal and Winnipeg call centres from September 6 to September 11, 2005. Up to ten call-backs were made in the case of non-response.

Using data from Statistics Canada, the results were weighted according to region, gender and language spoken at home to ensure a sample representative of the entire Canadian adult population. In the end, the maximum margin of error obtained for a sample of 1,500 respondents is  $\pm 2.6\%$ , 19 times out of 20.

### 3. Questionnaire

---

#### PC1

QP1. If FEDERAL elections were held today, which of the following political parties would you be most likely to vote for, would it be for ...?

READ - ONE MENTION POSSIBLE

Rotation => 5

...Paul Martin's Liberal Party .....	01	=> +2
...Gilles Duceppe's Bloc Québécois .....	02	=> +2
...Stephan Harper's Conservative Party.....	03	=> +2
...Jack Layton's NDP .....	04	=> +2
...Jim Harris' Green Party .....	05	=> +2
Other party.....	96	=> +2
Would not vote/would spoil ballot .....	97	=> +2
Don't know .....	98	
Refusal.....	99	=> +2

---

#### PC1R

QP1R. Even if you have not yet made up your mind, which political party would you be most likely to vote for? Would it be for...

LIRE - UNE MENTION POSSIBLE

Rotation => 5

...Paul Martin's Liberal Party .....	01
...Gilles Duceppe's Bloc Québécois .....	02
...Stephan Harper's Conservative Party.....	03
...Jack Layton's NDP .....	04
...Jim Harris' Green Party .....	05
Other party.....	96
Would not vote/would spoil ballot .....	97
Don't know .....	98
Refusal.....	99

---

#### PC2

PC2. Are you VERY SATISFIED, SOMEWHAT SATISFIED, SOMEWHAT DISSATISFIED, or VERY DISSATISFIED with the Liberal government led by Prime Minister Paul Martin?

Very satisfied .....	1
Somewhat satisfied .....	2
Somewhat dissatisfied .....	3
Very dissatisfied .....	4
Don't know .....	8
Refusal.....	9

---

**PC3A**

Rotation => PC3N
------------------

PC3A. Do you have a GOOD OPINION, a BAD OPINION or you DO NOT KNOW the following political personalities...

a) Paul Martin - Liberal Party?

Good opinion .....	1
Bad opinion .....	2
Don't Know the person .....	3
Don't Know.....	8
Refused.....	9

**PC3B**

PC3B. Do you have a GOOD OPINION, a BAD OPINION or you DO NOT KNOW the following political personalities...

b) Stephen Harper - Conservative party?

Good opinion .....	1
Bad opinion .....	2
Don't Know the person .....	3
Don't Know.....	8
Refused.....	9

**PC3C**

PC3C. Do you have a GOOD OPINION, a BAD OPINION or you DO NOT KNOW the following political personalities...

c) Jack Layton - NDP?

Good opinion .....	1
Bad opinion .....	2
Don't Know the person .....	3
Don't Know.....	8
Refused.....	9

**PC3D**

PC3D. Do you have a GOOD OPINION, a BAD OPINION or you DO NOT KNOW the following political personalities...

d) Gilles duceppe - Bloc Québécois ?

Good opinion .....	1
Bad opinion .....	2
Don't Know the person .....	3
Don't Know.....	8
Refused.....	9

**PC3E**

PC3E. Do you have a GOOD OPINION, a BAD OPINION or you DO NOT KNOW the following political personalities...

e) Danny Williams, Newfoundland Premier?

Good opinion .....	1
Bad opinion .....	2
Don't Know the person .....	3
Don't Know.....	8
Refused.....	9

**PC3F**

PC3F. Do you have a GOOD OPINION, a BAD OPINION or you DO NOT KNOW the following political personalities...

f) John Hamm, Nova Scotia Premier?

Good opinion .....	1
Bad opinion .....	2
Don't Know the person .....	3
Don't Know.....	8
Refused.....	9

**PC3G**

PC3G. Do you have a GOOD OPINION, a BAD OPINION or you DO NOT KNOW the following political personalities...

g) Pat Binns, Prince-Edward-Island Premier?

Good opinion .....	1
Bad opinion .....	2
Don't Know the person .....	3
Don't Know.....	8
Refused.....	9

**PC3H**

PC3H. Do you have a GOOD OPINION, a BAD OPINION or you DO NOT KNOW the following political personalities...

h) Bernard Lord, New-Brunswick Premier?

Good opinion .....	1
Bad opinion .....	2
Don't Know the person .....	3
Don't Know.....	8
Refused.....	9

**PC3I**

PC3I. Do you have a GOOD OPINION, a BAD OPINION or you DO NOT KNOW the following political personalities...

i) Jean Charest, Quebec Premier?

Good opinion .....	1
Bad opinion .....	2
Don't Know the person .....	3
Don't Know.....	8
Refused.....	9

**PC3J**

PC3J. Do you have a GOOD OPINION, a BAD OPINION or you DO NOT KNOW the following political personalities...

j) Dalton McGuinty, Ontario Premier?

Good opinion .....	1
Bad opinion .....	2
Don't Know the person .....	3
Don't Know.....	8
Refused.....	9

**PC3K**

PC3K. Do you have a GOOD OPINION, a BAD OPINION or you DO NOT KNOW the following political personalities...

k) Gary Doer, Manitoba Premier?

Good opinion .....	1
Bad opinion .....	2
Don't Know the person .....	3
Don't Know.....	8
Refused.....	9

**PC3L**

PC3L. Do you have a GOOD OPINION, a BAD OPINION or you DO NOT KNOW the following political personalities...

l) Lorne Calvert, Saskatchewan Premier?

Good opinion .....	1
Bad opinion .....	2
Don't Know the person .....	3
Don't Know.....	8
Refused.....	9

**PC3M**

PC3M. Do you have a GOOD OPINION, a BAD OPINION or you DO NOT KNOW the following political personalities...

m) Ralph Klein, Alberta Premier?

Good opinion .....	1
Bad opinion .....	2
Don't Know the person .....	3
Don't Know.....	8
Refused.....	9

**PC3N**

PC3N. Do you have a GOOD OPINION, a BAD OPINION or you DO NOT KNOW the following political personalities...

n) Gordon Campbell, British-Columbia Premier?

Good opinion .....	1
Bad opinion .....	2
Don't Know the person .....	3
Don't Know.....	8
Refused.....	9

**P4**

P4. Would you say that today you are as concerned, not concerned as much or more concerned with the Gomery commission on sponsorships as you were last year?

Not as much concerned .....	1
As concerned .....	2
More concerned .....	3
Don't Know .....	8
Refused .....	9

---

---

**P5**

P5. If Opposition parties had the opportunity to defeat the minority Liberal government this Fall, would you be in favour or not of this move?

In favour .....	1
Not in favour .....	2
Don't know .....	8
Refused .....	9

---

---

**P6**

P6. In your opinion, should Paul Martin call an election 30 days after the Gomery report is made public as he had indicated, or would you prefer he calls an election at a later date?

I would prefer an election 30 days after the Gomery Report .....	1
I would prefer an election at a later date .....	2
Don't Know .....	8
Refused .....	9

---

---